

CIN : L65910MH1998PLC115967

Registered Office :

3rd Floor, IRB Complex, Chandivli Farm, Chandivli Village, Andheri (E), Mumbai - 400 072.

Tel: 91-22-6640 4220, • Fax: 91-22-6675 1024 • e-mail: info@irb.co.in • website: www.irb.co.in



January 19, 2016

Corporate Relationship Department, BSE Limited Phiroze Jeejeebhoy Towers Dalal Street, Mumbai- 400001. <u>Fax No. 022-22723121/3027/2039/2061/2041.</u>	Listing Department, National Stock Exchange of India Limited Exchange Plaza, C-1 Block G Bandra Kurla Complex, Bandra (E), Mumbai. <u>Fax No. 022-26598237/38;66418126</u>
---	--

Dear Sir/Madam,

Ref: Scrip Code: 532947, Symbol: IRB

Sub: Statement of Shareholding Pattern - Quarter ended December 31, 2015

With reference to above, we are enclosing herewith Shareholding Pattern of the Company as per Regulation 31(1)(b) of SEBI (Listing Obligation and Disclosure Requirement) Regulations, 2014 for the quarter ended December 31, 2015.

Kindly take the same on your record.

Thanking you,

Yours faithfully,

For IRB Infrastructure Developers Ltd.

A handwritten signature in black ink, appearing to read 'Virendra D. Mhaiskar'.

Virendra D. Mhaiskar

Chairman & Managing Director

Encl: As above

Format of Holding of Specified securities

1. Name of Listed Entity: IRB INFRASTRUCTURE DEVELOPERS LTD
2. Scrip Code/Name of Scrip/Class of Security: 532947 SYMBOL : IRB
3. Share Holding Pattern Filed under: Reg. 31(1)(a)/Reg.31(1)(b)/Reg.31(1)(c)
 - a. if under 31(1)(b) then indicate the report for quarter ending - December 31, 2015
 - b. if under 31(1)(c) then indicate date of allotment/extinguishment
4. Declaration : The Listed entity is required to submit the following declaration to the extent of submission of information:

	Particulars	YES*	NO*
a	Whether the Listed Entity has issued any partly paid up shares		NO
b	Whether the Listed Entity has issued any Convertible Securities or Warrants?		NO
c	Whether the Listed Entity has any shares against which depository receipts are issued?		NO
d	Whethere the Listed Entity has any shares in locked-in?		NO
e	Whethere any shares held by promoters are pledge or otherwise encumbered?	YES	

*if the Listed Entity selectes the option 'NO' for the questions above, the columns for the partly paid up shares, Outstanding Convertible Securities/Warrants, depository receipts, locked-in shares, No of shares pledged or otherwise encumbered by promoters, as applicable, shall not be displayed at the time of ddissemination on the Stock Exchange website. Also wherever there is 'No' declared by Listed entity in above table the values will be considered as 'Zero' by default on submission of the format of holding of specified securities.

5. The tabular format for disclosure of holding of specified securities is as follows: NONE




Table I - Summary Statement holding of specified securities

Category	Category of Shareholder	No of Shareholders	No of fully paid up equity shares held	No of Partly paid-up equity shares held	No of Shares Underlying Depository Receipts	Total No of Shares Held	Shareholding as a % of total no of shares	Number of Voting Rights held in each class of securities			No of Shares Outstanding convertible securities (including Warrants)	Shareholding as a % assuming full conversion of convertible Securities (as a percentage of diluted share capital)	Number of Locked in Shares		Number of Shares pledged or otherwise encumbered		Number of equity shares held in dematerialized form	
								No of Voting Rights		Total as a % of (A+B+C)			No.	As a % of total Shares held	No.	As a % of total Shares held		
								Class X	Class Y									Total
(I)	(II)	(III)	(IV)	(V)	(VI)	(VII)	(VIII)	(IX)			(X)	(XI)	(XII)		(XIII)	(XIV)		
(A)	Promoter & Promoter Group	9	202617805	0	0	202617805	57.65	202617805	0	202617805	57.65	0	57.65	0	0.00	1500000	0.74	202617805
(B)	Public	75167	148832195	0	0	148832195	42.35	148832195	0	148832195	42.35	0	42.35	0	0.00	NA	NA	148832072
(C)	Non Promoter-Non Public																	
(C1)	Shares underlying DRs	0	0	0	0	0	NA	0	0	0	0.00	0	NA	0	0.00	NA	NA	0
(C2)	Shares held by Employees Trusts	0	0	0	0	0	0.00	0	0	0	0.00	0	0.00	0	0.00	NA	NA	0
	Total:	75176	351450000	0	0	351450000	100.00	351450000	0	351450000	100.00	0	100.00	0	0.00			351449877

[Handwritten Signature]




Table II - Statement showing shareholding pattern of the Promoter and Promoter Group

Category	Category & Name of the Shareholder	PAN	No of Shareholders	No of fully paid up equity shares held	No of Partly paid-up equity shares held	No of Shares Underlying Depository Receipts	Total No of Shares Held (IV+V+VI)	Shareholding as a % of total no of shares (A+B+C2)	Number of Voting Rights held in each class of securities			No of Shares Underlying Outstanding convertible securities (Including Warrants)	Shareholding as a % assuming full conversion of convertible Securities (as a percentage of diluted share capital)	Number of Locked in Shares		Number of Shares pledged or otherwise encumbered		Number of equity shares held in dematerialized form	
									No of Voting Rights					Total as a % of (A+B+C)	No.	As a % of total Shares held	No.		As a % of total Shares held
									Class X	Class Y	Total								
(I)	(II)	(III)	(IV)	(V)	(VI)	(VII)	(VIII)	(IX)	(X)	(XI)	(XII)	(XIII)	(XIV)						
(1)	Indian																		
(a)	Individuals/Hindu undivided Family		6	198118323	0	0	198118323	56.37	198118323	0	198118323	56.37	0	56.37	0	0.00	712808	0.36	198118323
	VIRENDRA DATTATRAYA MHAISKAR JOINTLY WITH DEEPALI VIRENDRA MHAISKAR	AACPM4689D	1	111968220	0	0	111968220	31.86	111968220	0	111968220	31.86	0	31.86	0	0.00	0	0.00	111968220
	VIRENDRA DATTATRAYA MHAISKAR (HUF)	AADHM2472D	1	78638795	0	0	78638795	22.38	78638795	0	78638795	22.38	0	22.38	0	0.00	0	0.00	78638795
	VIRENDRA DATTATRAYA MHAISKAR (HUF)	AADHM2472D	1	5100000	0	0	5100000	1.45	5100000	0	5100000	1.45	0	1.45	0	0.00	0	0.00	5100000
	DEEPALI VIRENDRA MHAISKAR JOINTLY WITH VIRENDRA DATTATRAYA MHAISKAR	AAJPM7182L	1	1614400	0	0	1614400	0.46	1614400	0	1614400	0.46	0	0.46	0	0.00	0	0.00	1614400
	DATTATRAY PANDURANG MHAISKAR	AATPM1257A	1	795908	0	0	795908	0.23	795908	0	795908	0.23	0	0.23	0	0.00	712808	89.56	795908
	VIRENDRA DATTATRAYA MHAISKAR	AACPM4689D	1	1000	0	0	1000	0.00	1000	0	1000	0.00	0	0.00	0	0.00	0	0.00	1000
(b)	Central Government/State Government(s)		0	0	0	0	0	0.00	0	0	0	0.00	0	0.00	0	0.00	0	0.00	0
(c)	Financial Institutions/Banks		0	0	0	0	0	0.00	0	0	0	0.00	0	0.00	0	0.00	0	0.00	0
(d)	Any Other		3	4499482	0	0	4499482	1.28	4499482	0	4499482	1.28	0	1.28	0	0.00	787192	17.50	4499482
	IDEAL TOLL AND INFRASTRUCTURE PRIVATE LTD	AAACJ9074C	1	787482	0	0	787482	0.22	787482	0	787482	0.22	0	0.22	0	0.00	787192	99.96	787482
	IDEAL TOLL AND INFRASTRUCTURE PRIVATE LTD	AAACJ9074C	1	2000	0	0	2000	0.00	2000	0	2000	0.00	0	0.00	0	0.00	0	0.00	2000
	IDEAL SOFT TECH PARK PRIVATE LIMITED	AA8CIS921J	1	3710000	0	0	3710000	1.06	3710000	0	3710000	1.06	0	1.06	0	0.00	0	0.00	3710000
	Sub-Total (A)(1)		9	202617805	0	0	202617805	57.65	202617805	0	202617805	57.65	0	57.65	0	0.00	1500000	17.85	202617805
(2)	Foreign																		
(a)	Individuals (Non-Resident Individuals/Foreign Individuals)		0	0	0	0	0	0.00	0	0	0	0.00	0	0.00	0	0.00	0	0.00	0
(b)	Government		0	0	0	0	0	0.00	0	0	0	0.00	0	0.00	0	0.00	0	0.00	0
(c)	Institutions		0	0	0	0	0	0.00	0	0	0	0.00	0	0.00	0	0.00	0	0.00	0
(d)	Foreign Portfolio Investor		0	0	0	0	0	0.00	0	0	0	0.00	0	0.00	0	0.00	0	0.00	0
(e)	Any Other		0	0	0	0	0	0.00	0	0	0	0.00	0	0.00	0	0.00	0	0.00	0
	Sub-Total (A)(2)		0	0	0	0	0	0.00	0	0	0	0.00	0	0.00	0	0.00	0	0.00	0
	Total Shareholding of Promoter and Promoter Group (A)=(A)(1)+(A)(2)		9	202617805	0	0	202617805	57.65	202617805	0	202617805	57.65	0	57.65	0	0.00	1500000	17.85	202617805




Table III - Statement showing shareholding pattern of the Public shareholder

Category	Category & Name of the Shareholder	PAN	No of Shareholders	No of fully paid up equity shares held	No of Partly paid-up equity shares held	No of Shares Underlying Depository Receipts	Total No of Shares Held (IV+V+VI)	Shareholding as a % of total no of shares (A+B+C2)	Number of Voting Rights held in each class of securities			No of Shares Underlying Outstanding convertible securities (Including Warrants)	Shareholding as a % assuming full conversion of convertible Securities (as a percentage of diluted share capital)	Number of Locked in Shares		Number of Shares pledged or otherwise encumbered		Number of equity shares held in dematerialized form
									Class X	Class Y	Total			No.	As a % of total Shares held	No.	As a % of total Shares held	
(I)	(II)	(III)	(IV)	(V)	(VI)	(VII)	(VIII)	(IX)	(X)	(XI)	(XII)	(XIII)	(XIV)					
(1)	Institutions																	
(a)	Mutual Funds		57	25194128	0	0	25194128	7.17	25194128	0	25194128	7.17	0	7.17	0	0.00	NA	25194128
	BIRLA SUN LIFE TRUSTEE COMPANY PRIVATE LIMITED A/CBIRLA SUN LIFE INFRASTRUCTURE FUND	AAATB0102C	8	4119500	0	0	4119500	1.17	4119500	0	4119500	1.17	0	1.17	0	0.00	NA	4119500
	UTI-UNIT SCHEME FOR CHARITABLE AND RELIGIOUS TRUSTS AND REGISTERED SOCIETIES	AAATU1088L	21	16295829	0	0	16295829	4.64	16295829	0	16295829	4.64	0	4.64	0	0.00	NA	16295829
(b)	Venture Capital Funds		0	0	0	0	0	0.00	0	0	0	0.00	0	0.00	0	0.00	NA	0
(c)	Alternate Investment Funds		0	0	0	0	0	0.00	0	0	0	0.00	0	0.00	0	0.00	NA	0
(d)	Foreign Venture Capital Investors		0	0	0	0	0	0.00	0	0	0	0.00	0	0.00	0	0.00	NA	0
(e)	Foreign Portfolio Investors		201	98543340	0	0	98543340	28.04	98543340	0	98543340	28.04	0	28.04	0	0.00	NA	98543340
	HSBC GLOBAL INVESTMENT FUNDS A/C HSBC GIF MAURITIUS LIMITED	AAACH2172B	1	5510618	0	0	5510618	1.57	5510618	0	5510618	1.57	0	1.57	0	0.00	NA	5510618
	ALLIANCEBERNSTEIN INDIA GROWTH (MAURITIUS) LIMITED	AAACI2388	1	4212903	0	0	4212903	1.20	4212903	0	4212903	1.20	0	1.20	0	0.00	NA	4212903
	GOVERNMENT OF SINGAPORE	AAAJG0594R	1	5366735	0	0	5366735	1.53	5366735	0	5366735	1.53	0	1.53	0	0.00	NA	5366735
	PLATINUM ASIA FUND	AAATP8273E	1	14869499	0	0	14869499	4.23	14869499	0	14869499	4.23	0	4.23	0	0.00	NA	14869499
(f)	Financial Institutions/Banks		5	1082506	0	0	1082506	0.31	1082506	0	1082506	0.31	0	0.31	0	0.00	NA	1082506
(g)	Insurance Companies		0	0	0	0	0	0.00	0	0	0	0.00	0	0.00	0	0.00	NA	0
(h)	Provident Funds/Pension Funds		0	0	0	0	0	0.00	0	0	0	0.00	0	0.00	0	0.00	NA	0
(i)	Any Other		2	764297	0	0	764297	0.22	764297	0	764297	0.22	0	0.22	0	0.00	NA	764297
	INDIAN COMPANY		2	764297	0	0	764297	0.22	764297	0	764297	0.22	0	0.22	0	0.00	NA	764297
	Sub Total (B){1}		265	125584271	0	0	125584271	35.73	125584271	0	125584271	35.73	0	35.73	0	0.00	NA	125584271
(2)	Central Government/State Government(s)/President of India		0	0	0	0	0	0.00	0	0	0	0.00	0	0.00	0	0.00	NA	0
	Sub Total (B){2}		0	0	0	0	0	0.00	0	0	0	0.00	0	0.00	0	0.00	NA	0
(3)	Non-Institutions																	
(a)	i. Individual shareholders holding nominal share capital up to Rs.2 lakhs		72830	11335514	0	0	11335514	3.23	11335514	0	11335514	3.23	0	3.23	0	0.00	NA	11335514
	ii. Individual shareholders holding nominal share capital in excess of Rs. 2 Lakhs		34	1808055	0	0	1808055	0.51	1808055	0	1808055	0.51	0	0.51	0	0.00	NA	1808055
(b)	NBFCs Registered with RBI		6	27701	0	0	27701	0.01	27701	0	27701	0.01	0	0.01	0	0.00	NA	27701
(c)	Employee Trusts		0	0	0	0	0	0.00	0	0	0	0.00	0	0.00	0	0.00	NA	0
(d)	Overseas Depositories (Holding DRs)(Balancing figure)		0	0	0	0	0	0.00	0	0	0	0.00	0	0.00	0	0.00	NA	0
(e)	Any Other		2032	10076654	0	0	10076654	2.87	10076654	0	10076654	2.87	0	2.87	0	0.00	NA	10076654
	TRUSTS		3	500	0	0	500	0.00	500	0	500	0.00	0	0.00	0	0.00	NA	500
	EXTERNAL PORTFOLIO INVESTOR		8	4472114	0	0	4472114	1.27	4472114	0	4472114	1.27	0	1.27	0	0.00	NA	4472114
	NON RESIDENT INDIANS		1033	594003	0	0	594003	0.17	594003	0	594003	0.17	0	0.17	0	0.00	NA	594003
	CLEARING MEMBERS		141	273743	0	0	273743	0.08	273743	0	273743	0.08	0	0.08	0	0.00	NA	273743
	BODIES CORPORATES		847	4736294	0	0	4736294	1.35	4736294	0	4736294	1.35	0	1.35	0	0.00	NA	4736294
	Sub Total (B){3}		74802	23247924	0	0	23247924	6.61	23247924	0	23247924	6.61	0	6.61	0	0.00	NA	23247924
	Total Public Shareholding (B) = (B){1}+(B){2}+(B){3}		75167	148832195	0	0	148832195	42.35	148832195	0	148832195	42.35	0	42.35	0	0.00	NA	148832072

[Handwritten Signature]



Table IV - Statement showing shareholding pattern of the Non Promoter - Non Public Shareholder

Category	Category & Name of the Shareholder	PAN	No of Shareholders	No of fully paid up equity shares held	No of Partly paid-up equity shares held	No of Shares Underlying Depository Receipts	Total No of Shares Held (IV+V+VI)	Shareholding as a % of total no of shares (A+B+C2)	Number of Voting Rights held in each class of securities			No of Shares Underlying Outstanding convertible securities (Including Warrants)	Shareholding as a % assuming full conversion of convertible Securities (as a percentage of diluted share capital)	Number of Locked in Shares		Number of Shares pledged or otherwise encumbered		Number of equity shares held in dematerialized form	
									No of Voting Rights		Total as a % of (A+B+C)			No.	As a % of total Shares held	No.	As a % of total Shares held		
									Class X	Class Y									Total
	(I)	(II)	(III)	(IV)	(V)	(VI)	(VII)	(VIII)	(IX)			(X)	(XI)	(XII)		(XIII)		(XIV)	
(1)	Custodian/DR Holder		0	0	0	0	0	0.00	0	0	0	0.00	0	0.00	0	0.00	NA	NA	0
(2)	Employee Benefit Trust (under SEBI (Share based Employee Benefit) Regulations 2014)		0	0	0	0	0	0.00	0	0	0	0.00	0	0.00	0	0.00	NA	NA	0
	Total Non-Promoter-Non Public Shareholding (C) = (C)(1)+(C)(2)		0	0	0	0	0	0.00	0	0	0	0.00	0	0.00	0	0.00			0

P

