


CIN : L65910MH1998PLC115967

Registered Office :

3rd Floor, IRB Complex, Chandivli Farm, Chandivli Village, Andheri (E), Mumbai - 400 072.

Tel: 91-22-6640 4220, • Fax: 91-22-6675 1024 • e-mail: info@irb.co.in • website: www.irb.co.in



April 20, 2016

Corporate Relationship Department, BSE Limited Phiroze Jeejeebhoy Towers Dalal Street, Mumbai- 400001. <u>Fax No. 022-22723121/3027/2039/2061/2041.</u>	Listing Department, National Stock Exchange of India Limited Exchange Plaza, C-1 Block G Bandra Kurla Complex, Bandra (E), Mumbai. <u>Fax No. 022-26598237/38;66418126</u>
---	--

Dear Sir/Madam,

Ref: Scrip Code: 532947, Symbol: IRB

Sub: Statement of Shareholding Pattern - Quarter ended March 31, 2016

With reference to above, we are enclosing herewith Shareholding Pattern of the Company as per Regulation 31(1)(b) of SEBI (Listing Obligation and Disclosure Requirement) Regulations, 2015 for the quarter ended March 31, 2016.

Kindly take the same on your record.


Thanking you,

Yours faithfully,

For IRB Infrastructure Developers Ltd.

A handwritten signature in black ink, appearing to read 'Mehul Patel', written over a white background.

Mehul Patel
Company Secretary



Encl: As above

Format of Holding of Specified securities

1. Name of Listed Entity: IRB INFRASTRUCTURE DEVELOPERS LTD
2. Scrip Code/Name of Scrip/Class of Security: 532947 SYMBOL : IRB
3. Share Holding Pattern Filed under: Reg. 31(1)(a)/Reg.31(1)(b)/Reg.31(1)(c)
 - a. if under 31(1)(b) then indicate the report for quarter ending 31/03/2016
 - b. if under 31(1)(c) then indicate date of allotment/extinguishment

4. Declaration : The Listed entity is required to submit the following declaration to the extent of submission of information:

Particulars	YES*	NO*
a Whether the Listed Entity has issued any partly paid up shares		NO
b Whether the Listed Entity has issued any Convertible Securities or Warrants?		NO
c Whether the Listed Entity has any shares against which depository receipts are issued?		NO
d Whether the Listed Entity has any shares in locked-in?		NO
e Whether any shares held by promoters are pledge or otherwise encumbered?	YES	NO

*if the Listed Entity selects the option 'NO' for the questions above, the columns for the partly paid up shares, Outstanding Convertible Securities/Warrants, depository receipts, locked-in shares, No of shares pledged or otherwise encumbered by promoters, as applicable, shall not be displayed at the time of dissemination on the Stock Exchange website. Also wherever there is 'No' declared by Listed entity in above table the values will be considered as 'Zero' by default on submission of the format of holding of specified securities.

5 The tabular format for disclosure of holding of specified securities is as follows: NONE





Table 1 - Summary Statement holding of specified securities


Category	Category of Shareholder	No of Shareholders	No of fully paid up equity shares held	No of Partly paid-up equity shares held	No of Shares Underlying Depository Receipts	Total No of Shares Held (VII) = (IV)+(V)+(VI)	Shareholding as a % of total no of shares (As a % of (A+B+C2))	Number of Voting Rights held in each class of securities			No of Shares Underlying Outstanding convertible securities (including Warrants)	Shareholding as a % assuming full conversion of convertible securities (as a percentage of diluted share capital)	Number of Locked in Shares		Number of Shares pledged or otherwise encumbered	Number of equity shares held in dematerialized form
								Class X	Class Y	Total			No.	As a % of total Shares held		
(I)	(II)	(III)	(IV)	(V)	(VI)	(VII)	(VIII)	(IX)			(X)	(XI)	(XII)	(XIII)	(XIV)	
(A)	Promoter & Promoter Group	9	202217805	0	0	202217805	57.54	0	202217805	0	57.54	0	0.00	1100000	0.54	202217805
(B)	Public	80699	149232195	0	0	149232195	42.46	0	149232195	0	42.46	0	0.00	NA	NA	149232072
(C)	Non Promoter-Non Public															
(C1)	Shares underlying DRs	0	0	0	0	0	NA	0	0	0	0	0	0.00	NA	NA	0
(C2)	Shares held by Employees Trusts	0	0	0	0	0	0.00	0	0	0	0.00	0	0.00	NA	NA	0
Total:		80708	351450000	0	0	351450000	100.00	0	351450000	0	100.00	0	0.00	1100000	0.54	351449877



(Handwritten signature)

Table II - Statement showing shareholding pattern of the Promoter and Promoter Group

Category	Category & Name of the Shareholder	PAN	No of Shareholders	No of fully paid up equity shares held	No of Party paid-up equity shares held	No of Shares Underlying Depository Receipts	Total No of Shares Held (IV+V+VI)	Shareholding as a % of total no of shares (calculated as per SCRR, 1957 (VIII) As a % of (A+B+C2))	Number of Voting Rights securities			Total as a % of (A+B+C)	No of Shares Underlying convertible securities (including Warrants)	Shareholding as a % assuming full conversion of convertible Securities (as a percentage of diluted share capital) (VII)+(X) As a % of (A+B+C2)	Number of Locked in Shares	Number of Shares pledged or otherwise encumbered	As a % of total Shares held	Number of equity shares held in dematerialized form
									Class X	Class Y	Total							
(1)	(2)	(3)	(4)	(5)	(6)	(7)	(8)	(9)	(10)	(11)	(12)	(13)	(14)	(15)	(16)	(17)	(18)	
(a)	Indian Individuals/Hindu undivided Family		6	198118323	0	0	198118323	56.37	198118323	0	198118323	56.37	0	0.00	712808	0.36	198118323	
	VIRENDRA DATTATRAYA MHAISKAR JOINTLY WITH DEEPAI VIRENDRA MHAISKAR	AACP4688D	1	111968220	0	0	111968220	31.86	111968220	0	111968220	31.86	0	0.00	0	0.00	111968220	
	VIRENDRA DATTATRAYA MHAISKAR (HUF)	AADHM2472D	1	78638795	0	0	78638795	22.38	78638795	0	78638795	22.38	0	0.00	0	0.00	78638795	
	VIRENDRA DATTATRAYA MHAISKAR (HUF)	AADHM2472D	1	5100000	0	0	5100000	1.45	5100000	0	5100000	1.45	0	0.00	0	0.00	5100000	
	DEEPAI VIRENDRA MHAISKAR JOINTLY WITH VIRENDRA DATTATRAYA MHAISKAR	AAAPM7182L	1	1614400	0	0	1614400	0.46	1614400	0	1614400	0.46	0	0.00	0	0.00	1614400	
	DATTATRAY PANDURANG MHAISKAR	AAATPM1257A	1	795908	0	0	795908	0.23	795908	0	795908	0.23	0	0.00	712808	89.56	795908	
(b)	VIRENDRA DATTATRAYA MHAISKAR (Central Government/State Government(s))	AACP4688D	1	1000	0	0	1000	0.00	1000	0	1000	0.00	0	0.00	0	0.00	1000	
(c)	Financial Institutions/Banks		0	0	0	0	0	0.00	0	0	0	0.00	0	0.00	0	0.00	0	
(d)	Any Other		0	0	0	0	0	0.00	0	0	0	0.00	0	0.00	0	0.00	0	
	IDEAL TOLL AND INFRASTRUCTURE PRIVATE LTD	AAACI9074C	3	4099482	0	0	4099482	1.17	4099482	0	4099482	1.17	0	0.00	387192	9.44	4099482	
	IDEAL TOLL AND INFRASTRUCTURE PRIVATE LTD	AAACI9074C	1	387482	0	0	387482	0.11	387482	0	387482	0.11	0	0.00	387192	99.93	387482	
	IDEAL SOFT TECH PARK PRIVATE LIMITED	AAACI9074C	1	2000	0	0	2000	0.00	2000	0	2000	0.00	0	0.00	0	0.00	2000	
	IDEAL SOFT TECH PARK PRIVATE LIMITED	AAACI5921J	1	3710000	0	0	3710000	1.06	3710000	0	3710000	1.06	0	0.00	0	0.00	3710000	
(2)	Sub-Total (A)(1)		9	202217805	0	0	202217805	57.54	202217805	0	202217805	57.54	0	0.00	1100000	0.54	202217805	
(a)	Foreign Individuals (Non-Resident Individuals/Foreign Individuals)		0	0	0	0	0	0.00	0	0	0	0.00	0	0.00	0	0.00	0	
(b)	Government		0	0	0	0	0	0.00	0	0	0	0.00	0	0.00	0	0.00	0	
(c)	Institutions		0	0	0	0	0	0.00	0	0	0	0.00	0	0.00	0	0.00	0	
(d)	Foreign Portfolio Investor		0	0	0	0	0	0.00	0	0	0	0.00	0	0.00	0	0.00	0	
(e)	Any Other		0	0	0	0	0	0.00	0	0	0	0.00	0	0.00	0	0.00	0	
	Sub-Total (A)(2)		0	0	0	0	0	0.00	0	0	0	0.00	0	0.00	0	0.00	0	
	Total Shareholding of Promoter and Promoter Group (A)=(A)(1)+(A)(2)		9	202217805	0	0	202217805	57.54	202217805	0	202217805	57.54	0	0.00	1100000	0.54	202217805	



(Handwritten signature)

Table III - Statement showing shareholding pattern of the Public shareholder

Category	Category & Name of the Shareholder	PAN	No of Shareholders	No of fully paid up equity shares held	No of Partly paid-up equity shares held	No of Shares Underlying Depository Receipts	Total No of Shares Held (IV+V+VI)	Shareholding as a % of total no of shares (A+B+C2)	Number of Voting Rights held in each class of securities			Total as a % of (A+B+C)	No of Shares Underlying Outstanding convertible securities (Including Warrants)	Shareholding as a % assuming full conversion of convertible Securities (as a percentage of diluted share capital)	Number of Locked in Shares		Number of equity shares held in dematerialized form
									Class X	Class Y	Total				No. As a % of total Shares held	No. As a % of total Shares held	
			(III)	(IV)	(V)	(VI)	(VII)	(VIII)	(IX)	(X)	(XI)	(XII)	(XIII)	(XIV)			
(L)	Institutions																
(a)	Mutual Funds																
	BIRLA SUN LIFE TRUSTEE COMPANY PRIVATE LIMITED A/CBIRLA SUN LIFE INFRASTRUCTURE FUND	AAATB0102C	10	23113375 48405000		0	23113375 48405000	6.58 1.38	23113375 48405000	6.58 1.38	0	0	0	0.00 0.00	0.00 0.00	23113375 48405000	
	UTI - LONG TERM EQUITY FUND (FAX)	AAATU1088L	17	13800988		0	13800988	3.93	13800988	3.93	0	0	0	0.00	0.00	13800988	
(b)	Venture Capital Funds																
(c)	Alternate Investment Funds																
(d)	Foreign Venture Capital Investors																
	Foreign Portfolio Investors																
(e)	HSBC GLOBAL INVESTMENT FUNDS A/C HSBC GIP MAURITIUS LIMITED	AAACH2172B	1	3853133		0	3853133	1.10	3853133	1.10	0	0	0	0.00	0.00	3853133	
	ALLIANZBERNSTEIN INDIA GROWTH (MAURITIUS) LIMITED	AAACL1288B	1	7845896		0	7845896	2.23	7845896	2.23	0	0	0	0.00	0.00	7845896	
	GOVERNMENT OF SINGAPORE PLATINUM ASIA FUND	AAAG0594R AAATP8273E	1	14869499 1087957		0	14869499 1087957	4.23 0.31	14869499 1087957	4.23 0.31	0	0	0	0.00 0.00	0.00 0.00	14869499 1087957	
(f)	Financial Institutions/Banks																
(g)	Insurance Companies																
(h)	Provident Funds/Pension Funds																
(i)	Any Other																
(f)	INDIAN COMPANY																
(2)	Sub Total (B)(1)																
	Central Government/State Government(s)/President of India																
	Sub Total (B)(2)																
(3)	Non-Institutions																
(a)	i. Individual shareholders holding nominal share capital up to Rs. 2 lakhs																
	Sub Total (B)(3)																
(b)	ii. Individual shareholders holding nominal share capital in excess of Rs. 2 Lakhs																
	Sub Total (B)(4)																
(b)	NBFCs Registered with RBI																
(c)	Employee Trusts																
(d)	Overseas Depositories (Holding DRs) (Balancing figure)																
(e)	TRUSTS																
	EXTERNAL PORTFOLIO INVESTOR																
	NON RESIDENT INDIANS																
	CLEARING MEMBERS																
	BODIES CORPORATES																
	Sub Total (B)(5)																
	Total Public Shareholding (B) = (B)(3)+(B)(4)+(B)(5)																




Table IV - Statement showing shareholding pattern of the Non Promoter - Non Public Shareholder

Category	Category & Name of the Shareholder	PAN	No of Shareholders	No of fully paid up equity shares held	No of Partly paid-up equity shares held	No of Shares Underlying Depository Receipts	Total No of Shares Held (IV+V+VI)	Shareholding as a % of total no of shares (A+B+C2)	Number of Voting Rights each class of securities		No of Shares Underlying Outstanding convertible securities (Including Warrants)	Shareholding as a % assuming full conversion of convertible Securities (as a percentage of diluted share capital)	Number of Locked in Shares		Number of Shares pledged or otherwise encumbered	Number of equity shares held in dematerialized form	
									Class X	Class Y			Total	(IX)			(X)
(1)	Custodian/DR Holder Employee Benefit Trust (under SEBI(Share based Employee Benefit) Regulations 2014)	(U)	(II)	(IV)	(V)	(VI)	(VII)	(VIII)	0	0	0	0.00	0	0	0.00	0	0
(2)									0	0	0	0.00	0	0	0.00	0	0
	Total Non-Promoter-Non Public Shareholding (C) = (C1)+(C)2			0	0	0	0	0.00	0	0	0	0.00	0	0	0.00	0	0

