


CIN : L65910MH1998PLC115967

Registered Office :

3rd Floor, IRB Complex, Chandivli Farm, Chandivli Village, Andheri (E), Mumbai - 400 072.

Tel: 91-22-6640 4220, • Fax: 91-22-6675 1024 • e-mail: info@irb.co.in • website: www.irb.co.in



July 20, 2016

Corporate Relationship Department, BSE Limited Phiroze Jeejeebhoy Towers Dalal Street, Mumbai- 400001. <u>Fax No. 022-22723121/3027/2039/2061/2041.</u>	Listing Department, National Stock Exchange of India Limited Exchange Plaza, C-1 Block G Bandra Kurla Complex, Bandra (E), Mumbai. <u>Fax No. 022-26598237/38;66418126</u>
---	--

Dear Sir/Madam,

Ref: Scrip Code: 532947, Symbol: IRB

Sub: Statement of Shareholding Pattern - Quarter ended June 30, 2016

With reference to above, we are enclosing herewith Shareholding Pattern of the Company as per Regulation 31(1)(b) of SEBI (Listing Obligation and Disclosure Requirement) Regulations, 2015 for the quarter ended June 30, 2016.

Kindly take the same on your record.


Thanking you,

Yours faithfully,

For IRB Infrastructure Developers Ltd.

A handwritten signature in black ink, appearing to read 'Mehul Patel', written over a white background.

Mehul Patel
Company Secretary



Encl: As above

Format of Holding of Specified securities

1. Name of Listed Entity: IRB INFRASTRUCTURE DEVELOPERS LTD
2. Scrip Code/Name of Scrip/Class of Security: 532947 SYMBOL : IRB
3. Share Holding Pattern Filed under: Reg. 31(1)(a)/Reg.31(1)(b)/Reg.31(1)(c)
 - a. if under 31(1)(b) then indicate the report for quarter ending 30/06/2016
 - b. if under 31(1)(c) then indicate date of allotment/extinguishment

4. Declaration : The Listed entity is required to submit the following declaration to the extent of submission of information:

Particulars	YES*	NO*
a Whether the Listed Entity has issued any partly paid up shares		NO
b Whether the Listed Entity has issued any Convertible Securities or Warrants?		NO
c Whether the Listed Entity has any shares against which depository receipts are issued?		NO
d Whether the Listed Entity has any shares in locked-in?		NO
e Whether any shares held by promoters are pledge or otherwise encumbered?	YES	NO

*if the Listed Entity selects the option 'NO' for the questions above, the columns for the partly paid up shares, Outstanding Convertible Securities/Warrants, depository receipts, locked-in shares, No of shares pledged or otherwise encumbered by promoters, as applicable, shall not be displayed at the time of dissemination on the Stock Exchange website. Also wherever there is 'No' declared by Listed entity in above table the values will be considered as 'Zero' by default on submission of the format of holding of specified securities.

5 The tabular format for disclosure of holding of specified securities is as follows: NONE





Table I - Summary Statement holding of specified securities


Category	Category of Shareholder	No of Shareholders	No of fully paid up equity shares held	No of Partly paid-up equity shares held	No of Shares Underlying Depository Receipts	Total No of Shares Held (VII) = (IV)+(V)+(VI)	Shareholding as a % of total no of shares (As a % of (A+B+C2))	Number of Voting Rights held in each class of securities			No of Shares Underlying convertible securities (including Warrants)	Shareholding as a % assuming full conversion of convertible Securities (as a percentage of diluted share capital)	Number of Locked in Shares		Number of Shares pledged or otherwise encumbered	Number of equity shares held in dematerialized form
								Class X	Class Y	Total (IX)			No.	As a % of total Shares held		
(I)	(ii)	(iii)	(iv)	(v)	(vi)	(vii)	(viii)	(ix)			(x)	(xi)	(xii)	(xiii)	(xiv)	
(A)	Promoter & Promoter Group	10	201830613	0	0	201830613	57.43	201830613	0	201830613	57.43	0	0.00	500000	0.25	201830613
(B)	Public	82650	149619387	0	0	149619387	42.57	149619387	0	149619387	42.57	0	0.00	NA	NA	149619264
(C)	Non Promoter-Non Public															
(C1)	Shares underlying DRs	0	0	0	0	0	0	0	0	0	0	0	0	0	0	0
(C2)	Shares held by Employees Trusts	0	0	0	0	0	0	0	0	0	0	0	0	0	0	0
	Total:	82660	351450000	0	0	351450000	100.00	351450000	0	351450000	100.00	0	0.00	500000	0.25	351449877




(Handwritten signature)

Table II - Statement showing shareholding pattern of the Promoter and Promoter Group

Category	Category & Name of the Shareholder PAN	No of Shareholders	No of fully paid up equity shares held	No of Partly paid up equity shares held	No of Shares Underlying Depository Receipts	Total No of Shares Held (IV+V+VI)	Shareholding as a % of total no of shares (calculated as per SCRR, 1957 (VIII) As a % of (A+B+C2)	Number of Voting Rights held in each class of securities			Total as a % of (A+B+C)	No of Shares Underlying convertible securities (Including Warrants)	Shareholding as a % assuming full conversion of Securities (as a percentage of diluted share capital) (VII)+(X) As a % of (A+B+C2)	Number of Locked in Shares	Number of Shares pledged or otherwise encumbered	As a % of total Shares held	Number of equity shares held in dematerialized form
								No of Voting Rights									
								Class X	Class Y	Total							
(1)	(i)	(ii)	(iii)	(iv)	(v)	(vi)	(vii)	(viii)	(ix)	(x)	(xi)	(xii)	(xiii)	(xiv)			
(a)	Indian Individuals/Hindu undivided Family	7	198118323	0	198118323	56.37	0	198118323	56.37	0	0	0.00	500000	0.25	198118323		
	VIRENDRA DATTATRAYA MHAISKAR AACP/M4689D	1	111968220	0	111968220	31.86	0	111968220	31.86	0	0	0.00	0	0.00	111968220		
	JOINTLY WITH DEEPAJI VIRENDRA MHAISKAR																
	VIRENDRA DATTATRAYA MHAISKAR AADHM/2472D	1	78638795	0	78638795	22.38	0	78638795	22.38	0	0	0.00	0	0.00	78638795		
	(HUF)																
	VIRENDRA DATTATRAYA MHAISKAR AADHM/2472D	1	5100000	0	5100000	1.45	0	5100000	1.45	0	0	0.00	0	0.00	5100000		
	(HUF)																
	DEEPAJI VIRENDRA MHAISKAR AAJPM/7182L	1	1614400	0	1614400	0.46	0	1614400	0.46	0	0	0.00	0	0.00	1614400		
	JOINTLY WITH VIRENDRA DATTATRAYA MHAISKAR																
	DATTATRAY PANDURANG MHAISKAR AATPM/1257A	1	595908	0	595908	0.17	0	595908	0.17	0	0	0.00	500000	83.91	595908		
	DATTATRAY PANDURANG MHAISKAR AATPM/1257A	1	200000	0	200000	0.06	0	200000	0.06	0	0	0.00	0	0.00	200000		
	VIRENDRA DATTATRAYA MHAISKAR AACP/M4689D	1	1000	0	1000	0.00	0	1000	0.00	0	0	0.00	0	0.00	1000		
(b)	Central Government/State Government(s)	0	0	0	0	0.00	0	0	0.00	0	0	0.00	0	0.00	0		
(c)	Financial Institutions/Banks	0	0	0	0	0.00	0	0	0.00	0	0	0.00	0	0.00	0		
(d)	Any Other	3	3712290	0	3712290	1.06	0	3712290	1.06	0	0	0.00	0	0.00	3712290		
	IDEAL TOLL AND INFRASTRUCTURE PRIVATE LTD	1	290	0	290	0.00	0	290	0.00	0	0	0.00	0	0.00	290		
	IDEAL TOLL AND INFRASTRUCTURE PRIVATE LTD	1	2000	0	2000	0.00	0	2000	0.00	0	0	0.00	0	0.00	2000		
	IDEAL SOFT TECH PARK PRIVATE LIMITED	1	3710000	0	3710000	1.06	0	3710000	1.06	0	0	0.00	0	0.00	3710000		
(2)	Sub-Total (A)(1)	10	201830613	0	201830613	57.43	0	201830613	57.43	0	0	0.00	500000	0.25	201830613		
(a)	Foreign	0	0	0	0	0.00	0	0	0.00	0	0	0.00	0	0.00	0		
	Individuals (Non-Resident Individuals)/Foreign Individuals	0	0	0	0	0.00	0	0	0.00	0	0	0.00	0	0.00	0		
(b)	Government	0	0	0	0	0.00	0	0	0.00	0	0	0.00	0	0.00	0		
(c)	Institutions	0	0	0	0	0.00	0	0	0.00	0	0	0.00	0	0.00	0		
(d)	Foreign Portfolio Investor	0	0	0	0	0.00	0	0	0.00	0	0	0.00	0	0.00	0		
(e)	Any Other	0	0	0	0	0.00	0	0	0.00	0	0	0.00	0	0.00	0		
	Sub-Total (A)(2)	0	0	0	0	0.00	0	0	0.00	0	0	0.00	0	0.00	0		
	Total Shareholding of Promoter and Promoter Group (A)=(A)(1)+(A)(2)	10	201830613	0	201830613	57.43	0	201830613	57.43	0	0	0.00	500000	0.25	201830613		





(Handwritten signature)

Table III - Statement showing shareholding pattern of the Public shareholder

Category	Category & Name of the Shareholder	PAN	No of Shareholders	No of fully paid up equity shares held	No of Party paid-up equity shares held	No of Shares Underlying Depository Receipts	Total No of Shares Held (I+V+VI)	Shareholding as a % of total no of shares (A+B+C2)	Number of Voting Rights held in each class of securities			No of Shares Underlying Outstanding convertible securities (Including Warrants)	Shareholding as a % assuming full conversion of convertible Securities (as a percentage of diluted share capital)	Number of Locked in Shares	Number of Shares pledged or otherwise encumbered	Number of equity shares held in dematerialized form
									Class X	Class Y	Total					
	(i)	(ii)	(iii)	(iv)	(v)	(vi)	(vii)	(viii)	(ix)	(x)	(xi)	(xii)	(xiii)	(xiv)	(xv)	
(1)	Institutions															
(a)	Mutual Funds		58	25101751	0	0	25101751	7.14	25101751	0	25101751	7.14	0	0.00	NA	25101751
	BIRLA SUN LIFE TRUSTEE COMPANY PRIVATE LIMITED A/C BIRLA SUN LIFE INFRASTRUCTURE FUND	AAATB0102C	13	5493100	0	0	5493100	1.56	5493100	0	5493100	1.56	0	0.00	NA	5493100
	UTI - LONG TERM EQUITY FUND (TAX SAVING)	AAATU1088L	16	13546045	0	0	13546045	3.85	13546045	0	13546045	3.85	0	0.00	NA	13546045
(b)	Venture Capital Funds		0	0	0	0	0	0.00	0	0	0	0.00	0	0.00	NA	0
(c)	Alternate Investment Funds		0	0	0	0	0	0.00	0	0	0	0.00	0	0.00	NA	0
(d)	Foreign Venture Capital Investors		0	0	0	0	0	0.00	0	0	0	0.00	0	0.00	NA	0
(e)	Foreign Portfolio Investors		180	101211668	0	0	101211668	28.80	101211668	0	101211668	28.80	0	0.00	NA	101211668
	INVESTCO ASIA INFRASTRUCTURE FUND	AAAAI534J	1	3564725	0	0	3564725	1.01	3564725	0	3564725	1.01	0	0.00	NA	3564725
	HSBC GLOBAL INVESTMENT FUNDS A/C HSBC GF MAURITIUS LIMITED	AAACH2172B	1	5431726	0	0	5431726	1.55	5431726	0	5431726	1.55	0	0.00	NA	5431726
	ALLIANCEBERNSTEIN INDIA GROWTH (MAURITIUS) LIMITED	AAAC1238B	1	3853133	0	0	3853133	1.10	3853133	0	3853133	1.10	0	0.00	NA	3853133
	GOVERNMENT OF SINGAPORE	AAAI0594R	1	10003251	0	0	10003251	2.85	10003251	0	10003251	2.85	0	0.00	NA	10003251
	PLATINUM ASIA FUND	AAATP8273E	1	14869499	0	0	14869499	4.23	14869499	0	14869499	4.23	0	0.00	NA	14869499
	MONETARY AUTHORITY OF SINGAPORE	AAACM3008N	1	4065657	0	0	4065657	1.16	4065657	0	4065657	1.16	0	0.00	NA	4065657
(f)	Financial Institutions/Banks		7	1087940	0	0	1087940	0.31	1087940	0	1087940	0.31	0	0.00	NA	1087940
(g)	Insurance Companies		0	0	0	0	0	0.00	0	0	0	0.00	0	0.00	NA	0
(h)	Provident Funds/Pension Funds		0	0	0	0	0	0.00	0	0	0	0.00	0	0.00	NA	0
(i)	Any Other		0	0	0	0	0	0.00	0	0	0	0.00	0	0.00	NA	0
	INDIAN COMPANY		1	145104	0	0	145104	0.04	145104	0	145104	0.04	0	0.00	NA	145104
(2)	Sub Total (B)(1)		246	127546463	0	0	127546463	36.29	127546463	0	127546463	36.29	0	0.00	NA	127546463
	Central Government/State Government(s)/President of India		0	0	0	0	0	0.00	0	0	0	0.00	0	0.00	NA	0
	Sub Total (B)(2)		0	0	0	0	0	0.00	0	0	0	0.00	0	0.00	NA	0
(3)	Non-institutions															
(a)	i. Individual shareholders holding nominal share capital up to Rs.2 Lakhs		80027	12995243	0	0	12995243	3.70	12995243	0	12995243	3.70	0	0.00	NA	12995243
	ii. Individual shareholders holding nominal share capital in excess of Rs. 2 Lakhs		29	1669334	0	0	1669334	0.47	1669334	0	1669334	0.47	0	0.00	NA	1669334
(b)	NBFCs Registered with RBI		7	8414	0	0	8414	0.00	8414	0	8414	0.00	0	0.00	NA	8414
(c)	Employee Trusts		0	0	0	0	0	0.00	0	0	0	0.00	0	0.00	NA	0
(d)	Overseas Depositories (Holding DRs)(Balancing figure)		0	0	0	0	0	0.00	0	0	0	0.00	0	0.00	NA	0
(e)	Any Other		2341	7399933	0	0	7399933	2.11	7399933	0	7399933	2.11	0	0.00	NA	7399933
	TRUSTS		3	500	0	0	500	0.00	500	0	500	0.00	0	0.00	NA	500
	EXTERNAL PORTFOLIO INVESTOR		8	3500634	0	0	3500634	1.00	3500634	0	3500634	1.00	0	0.00	NA	3500634
	NON RESIDENT INDIANS		1151	690136	0	0	690136	0.20	690136	0	690136	0.20	0	0.00	NA	690136
	CLEARING MEMBERS		269	294291	0	0	294291	0.08	294291	0	294291	0.08	0	0.00	NA	294291
	BODIES CORPORATES		910	2914372	0	0	2914372	0.83	2914372	0	2914372	0.83	0	0.00	NA	2914372
	Sub Total (B)(3)		82404	22072924	0	0	22072924	6.28	22072924	0	22072924	6.28	0	0.00	NA	22072924
	Total Public Shareholding (B) = (B)(1)+(B)(2)+(B)(3)		82650	149619387	0	0	149619387	42.57	149619387	0	149619387	42.57	0	0.00	NA	149619387