


CIN : L65910MH1998PLC115967

Registered Office :

3<sup>rd</sup> Floor, IRB Complex, Chandivli Farm, Chandivli Village, Andheri (E), Mumbai - 400 072.

Tel: 91-22-6640 4220, • Fax: 91-22-6675 1024 • e-mail: info@irb.co.in • website: www.irb.co.in



October 8, 2015

Corporate Relationship Department, The Bombay Stock Exchange Limited Phiroze Jeejeebhoy Towers Dalal Street, Mumbai- 400001. Fax No. 022-22723121/3027/2039/2061/2041.	Listing Department, National Stock Exchange of India Limited Exchange Plaza, C-1 Block G Bandra Kurla Complex, Bandra (E), Mumbai. Fax No. 022-26598237/38;66418126
--	---

Dear Sir/Madam,

**Ref: Scrip Code: 532947, Symbol: IRB**

**Sub: Statement of Shareholding Pattern - Quarter ended September 30, 2015**

With reference to above, we are enclosing herewith Shareholding Pattern of the Company as per Clause 35 of the Listing Agreement for the quarter ended September 30, 2015.

Kindly take the same on your record.

Thanking you,

Yours faithfully,

**For IRB Infrastructure Developers Ltd.**

A handwritten signature in black ink, appearing to read 'V Mhaiskar', written over a horizontal line.


**Virendra D. Mhaiskar**

**Chairman & Managing Director**

Encl: As above


<b>(1)(a) STATEMENT SHOWING SHAREHOLDING PATTERN IN CLAUSE-35</b>			
<b>NAME OF THE COMPANY:IRB INFRASTRUCTURE DEVELOPERS LTD</b>			
<b>SCRIP CODE:</b>	<b>532947</b>	<b>SYMBOL : IRB</b>	
<b>Class of Security:</b>			
<b>QUARTER ENDED:</b>	<b>30/09/2015</b>		
Partly paid-up shares	No. of partly paid-up shares	As a % of total no. of partly paid-up shares	As a % of total no. of shares of the Company.
Held by promoter/promoter group	0	0	0
Held by Public	0	0	0
<b>Total:</b>	<b>0</b>	<b>0</b>	<b>0</b>
Outstanding convertible securities:	No. of outstanding securities	As a % of total no. of outstanding convertible securities.	As a % of total no. of shares of the Company assuming full conversion of the convertible securities
Held by promoter/promoter group	0	0	0
Held by Public	0	0	0
<b>Total:</b>	<b>0</b>	<b>0</b>	<b>0</b>
Warrants:	No. of warrants	As a % of total no. of warrants	As a % of total no. of shares of the Company, assuming full conversion of warrants
Held by promoter/promoter group	0	0	0
Held by Public	0	0	0
<b>Total:</b>	<b>0</b>	<b>0</b>	<b>0</b>
<b>Total paid-up capital of the Company, assuming full conversion of warrants and convertible securities</b>	<b>351450000</b>	<b>0</b>	<b>100.00</b>

*V. Maheshwari*




Statement showing Shareholding Pattern as on 30.09.2015									
Name of the Company: IRB Infrastructure Developers Limited									
Scrip Code: BSE : 532947, NSE: IRB									
Quarter ended: 30.09.2015									
Category Code	Category of Shareholder	Total number of shareholders	Number of shares	Number of shares held in dematerialized form	Total shareholding as a percentage of total number of shares		Shares pledged or otherwise encumbered		
					As a percentage of (A+B)[1]	As a percentage of (A+B+C)	Number of shares	As a percentage	
(I)	(II)	(III)	(IV)	(V)	(VI)	(VII)	(VIII)	(IX)=(VIII)/(IV)*100	
<b>(A)</b>	<b>PROMOTER AND PROMOTER GROUP</b>								
<b>(1)</b>	<b>INDIAN</b>								
(a)	Individual /HUF	6	198618323	198618323	56.51	56.51	712808	0.36	
(b)	Central Government/State Government(s)	0	0	0	0.00	0.00	0	0.00	
(c)	Bodies Corporate	3	4499482	4499482	1.28	1.28	787192	17.50	
(d)	Financial Institutions / Banks	0	0	0	0.00	0.00	0	0.00	
(e)	Others	0	0	0	0.00	0.00	0	0.00	
	<b>Sub-Total A(1) :</b>	<b>9</b>	<b>203117805</b>	<b>203117805</b>	<b>57.79</b>	<b>57.79</b>	<b>1500000</b>	<b>0.74</b>	
<b>(2)</b>	<b>FOREIGN</b>								
(a)	Individuals (NRIs/Foreign Individuals)	0	0	0	0.00	0.00	0	0.00	
(b)	Bodies Corporate	0	0	0	0.00	0.00	0	0.00	
(c)	Institutions	0	0	0	0.00	0.00	0	0.00	
(d)	Qualified Foreign Investor	0	0	0	0.00	0.00	0	0.00	
(e)	Others	0	0	0	0.00	0.00	0	0.00	
	<b>Sub-Total A(2) :</b>	<b>0</b>	<b>0</b>	<b>0</b>	<b>0.00</b>	<b>0.00</b>	<b>0</b>	<b>0.00</b>	
	<b>Total A=A(1)+A(2)</b>	<b>9</b>	<b>203117805</b>	<b>203117805</b>	<b>57.79</b>	<b>57.79</b>	<b>1500000</b>	<b>0.74</b>	
<b>(B)</b>	<b>PUBLIC SHAREHOLDING</b>								
<b>(1)</b>	<b>INSTITUTIONS</b>								
(a)	Mutual Funds /UTI	58	27890640	27890640	7.94	7.94			
(b)	Financial Institutions /Banks	4	2103835	2103835	0.60	0.60			
(c)	Central Government / State Government(s)	0	0	0	0.00	0.00			
(d)	Venture Capital Funds	0	0	0	0.00	0.00			
(e)	Insurance Companies	0	0	0	0.00	0.00			
(f)	Foreign Institutional Investors	175	96269543	96269543	27.39	27.39			
(g)	Foreign Venture Capital Investors	0	0	0	0.00	0.00			
(h)	Qualified Foreign Investor	0	0	0	0.00	0.00			
(i)	Others	0	0	0	0.00	0.00			
	<b>Sub-Total B(1) :</b>	<b>237</b>	<b>126264018</b>	<b>126264018</b>	<b>35.93</b>	<b>35.93</b>			
<b>(2)</b>	<b>NON-INSTITUTIONS</b>								
(a)	Bodies Corporate	994	6056572	6056572	1.72	1.72			
(b)	Individuals								
	(i) Individuals holding nominal share capital upto Rs.1 lakh	76475	11890222	11890099	3.38	3.38			
	(ii) Individuals holding nominal share capital in excess of Rs.1 lakh	68	2292515	2292515	0.65	0.65			
(c)	Qualified Foreign Investor	0	0	0	0.00	0.00			
(d)	Others								
	<b>Sub-Total B(2) :</b>	<b>78967</b>	<b>22068177</b>	<b>22068054</b>	<b>6.28</b>	<b>6.28</b>			
	<b>Total B=B(1)+B(2) :</b>	<b>79204</b>	<b>148332195</b>	<b>148332072</b>	<b>42.21</b>	<b>42.21</b>	<b>N.A.</b>	<b>N.A.</b>	
	<b>Total (A+B) :</b>	<b>79213</b>	<b>351450000</b>	<b>351449877</b>	<b>100.00</b>	<b>100.00</b>	<b>1500000</b>	<b>0.43</b>	
<b>(C)</b>	<b>Shares held by custodians, against which Depository Receipts have been issued</b>	<b>0</b>	<b>0</b>	<b>0</b>	<b>0</b>	<b>0.00</b>	<b>N.A.</b>	<b>N.A.</b>	
	<b>GRAND TOTAL (A+B+C) :</b>	<b>79213</b>	<b>351450000</b>	<b>351449877</b>	<b>100</b>	<b>100</b>	<b>1500000</b>	<b>0.43</b>	

*V. Mahankar*





(I)(b) Statement showing holding of securities (including shares, warrants, convertible securities) of persons belonging to the category "Promoter and Promoter Group"											
Sr.No	Name of the Shareholder	Details of Shares held		Encumbered shares (*)			Details of Warrants		Details of convertible securities		Total Shares (including underlying shares assuming full conversion of warrants and convertible securities) as a % of diluted share capital
		No. of Shares held	As a % of grand total (A)+(B)+(C)	Pledge Shares	AS a percentage	AS a % of grand total (A) + (B) + (C) of sub-clause (I)(a)	Number of warrants held	As a % total number of warrants of the same class	Number of convertible securities held	As a % total number of convertible securities of the same class	
(i)	(ii)	(iii)	(iv)	(v)	(vi)=(v)/(iii)* 100	(vii)	(viii)	(ix)	(x)	(xi)	(xii)
1	VIRENDRA DATTATRAYA MHAISKAR JOINTLY WITH DEEPALI VIRENDRA MHAISKAR	111968220	31.86	0	0.00	0.00	0	0.00	0	0.00	31.86
2	VIRENDRA DATTATRAYA MHAISKAR (HUF)	78638795	22.38	0	0.00	0.00	0	0.00	0	0.00	22.38
3	VIRENDRA DATTATRAYA MHAISKAR (HUF)	5100000	1.45	0	0.00	0.00	0	0.00	0	0.00	1.45
4	IDEAL SOFT TECH PARK PRIVATE LIMITED	3710000	1.06	0	0.00	0.00	0	0.00	0	0.00	1.06
5	DEEPALI VIRENDRA MHAISKAR JOINTLY WITH VIRENDRA DATTATRAYA MHAISKAR	1614400	0.46	0	0.00	0.00	0	0.00	0	0.00	0.46
6	DATTATRAY PANDURANG MHAISKAR	1295908	0.37	712808	55.00	0.20	0	0.00	0	0.00	0.37
7	IDEAL TOLL AND INFRASTRUCTURE PVT LTD	787482	0.22	787192	99.96	0.22	0	0.00	0	0.00	0.22
8	IDEAL TOLL AND INFRASTRUCTURE PRIVATE LTD	2000	0.00	0	0.00	0.00	0	0.00	0	0.00	0.00
9	VIRENDRA DATTATRAYA MHAISKAR	1000	0.00	0	0.00	0.00	0	0.00	0	0.00	0.00
	<b>TOTAL :</b>	<b>203117805</b>	<b>57.79</b>	<b>1500000</b>	<b>0.74</b>	<b>0.43</b>	<b>0</b>	<b>0.00</b>	<b>0</b>	<b>0.00</b>	<b>57.79</b>

*V. Mhaskar*



(i)(c)(i) Statement showing holding of securities (including shares, warrants, convertible securities) of persons belonging to the category "Public" and holding more than 1% of the total number of shares								
Sr.No.	Name of the shareholder	Number of shares held	Shares as a percentage of total number of shares (i.e., Grant total (A)+(B)+(C) indicated in Statement at para (i)(a) above)	Details of warrants		Details of convertible securities		Total shares (including underlying shares assuming full conversion of warrants and convertible securities) as a % of diluted share capital)
				Number of warrants held	As a % total number of warrants of the same class	Number of convertible securities held	% w.r.t total number of convertible securities of the same class	
1	PLATINUM ASIA FUND	14279445	4.06	0	0.00	0	0.00	4.06
2	GOVERNMENT OF SINGAPORE	6411961	1.82	0	0.00	0	0.00	1.82
3	HSBC GLOBAL INVESTMENT FUNDS A/C HSBC GIF MAURITIUS LIMITED	6297057	1.79	0	0.00	0	0.00	1.79
4	ALLIANCE BERNSTEIN INDIA GROWTH FUND (MAURITIUS) LIMITED	4212903	1.20	0	0.00	0	0.00	1.20
	<b>TOTAL :</b>	<b>31201366</b>	<b>8.88</b>	<b>0</b>	<b>0.00</b>	<b>0</b>	<b>0.00</b>	<b>8.88</b>

(i)(c)(ii) Statement showing holding of securities (including shares, warrants, convertible securities) of persons (together with PAC) belonging to the category "Public" and holding more than 5% of the total number of shares of the company								
Sr.No.	Name(s) of the shareholder(s) and the Persons Acting in Concert (PAC) with them	Number of shares held	Shares as a percentage of total number of shares (i.e., Grant total (A)+(B)+(C) indicated in Statement at para (i)(a) above)	Details of warrants		Details of convertible securities		Total shares (including underlying shares assuming full conversion of warrants and convertible securities) as a % of diluted share capital)
				Number of warrants held	As a % total number of warrants of the same class	Number of convertible securities held	% w.r.t total number of convertible securities of the same class	
1	--	--	--	--	--	--	--	--
	<b>TOTAL :</b>	<b>--</b>	<b>--</b>	<b>--</b>	<b>--</b>	<b>--</b>	<b>--</b>	<b>--</b>

(I)(d) STATEMENT SHOWING DETAILS OF LOCKED-IN SHARES"				
Sr.No.	Name of the shareholder	Number of locked-in shares	Locked-in shares as a (%) percentage of total number of shares (i.e., Grand Total (A)+(B)+(C) Indicated in Statement at para (I)(a) above}	Promoter/Promoter Group/Public
1	--	--	--	7
TOTAL :		--	--	--

(II)(a) STATEMENT SHOWING DETAILS OF DEPOSITORY RECEIPTS (DRS)				
Sr. No.	Type of outstanding DR (ADRs, GDRs, SDRs, etc.)	Number of outstanding DRs	Number of shares underlying outstanding DRs	Shares underlying outstanding DRs as a percentage of total number of shares (i.e., Grand Total (A)+(B)+(C) indicated in Statement at para (I)(a)
1	--	--	--	--
TOTAL		--	--	--

(II)(b) Statement showing Holding of Depository Receipts (DRs), where underlying shares are in				
Sr. No.	Name of the DR Holder	Type of outstanding DR (ADRs, GDRs, SDRs, etc.)	Number of shares underlying outstanding DRs	Shares underlying outstanding DRs as a percentage of total number of shares (i.e., Grand Total (A)+(B)+(C) indicated in Statement at para (I)(a)
1	-	-	-	-
2	-	-	-	-

*[Handwritten Signature]*

