

CIN : L65910MH1998PLC115967

Registered Office:

3rd Floor, IRB Complex, Chandivli Farm, Chandivli Village, Andheri (E), Mumbai - 400 072.

Tel: 91 - 22 - 6640 4220, •Fax: 91 - 22 - 6675 1024• e-mail: info@irb.co.in• website: www.irb.co.in



April 18, 2017.

<p>Corporate Relationship Department, BSE Limited Phiroze Jeejeebhoy Towers Dalal Street, Mumbai- 400001. Fax No. <u>022-22723121/3027/2039/2061/2041.</u></p>	<p>Listing Department, National Stock Exchange of India Limited Exchange Plaza, C-1 Block G Bandra Kurla Complex, Bandra (E), Mumbai. Fax No. <u>022-26598237/38:66418126</u></p>
--------------------------------------------------------------------------------------------------------------------------------------------------------------------------------	---------------------------------------------------------------------------------------------------------------------------------------------------------------------------------------------------

Dear Sir/Madam,

**Ref: Scrip Code: 532947, Symbol: IRB**

**Sub: Statement of Shareholding Pattern - Quarter ended March 31, 2017**

With reference to above, we are enclosing herewith Shareholding Pattern of the Company as per Regulation 31(1)(b) of SEBI (Listing Obligation and Disclosure Requirement) Regulations, 2015 for the quarter ended March 31, 2017.

Kindly take the same on your record.


Thanking you,

Yours faithfully,

**For IRB Infrastructure Developers Ltd.**

A handwritten signature in black ink, appearing to read 'Mehul Patel', written over a white background.

**Mehul Patel**  
**Company Secretary**



Encl: As above

Format of Holding of Specified securities

1. Name of Listed Entity: IRB INFRASTRUCTURE DEVELOPERS LTD
2. Scrip Code/Name of Scrip/Class of Security: 532947, IRB, EQUITY SHARES
3. Share Holding Pattern Filed under: Reg. 31(1)(a)/Reg.31(1)(b)/Reg.31(1)(c)
  - a. if under 31(1)(b) then indicate the report for quarter ending 31/03/2017
  - b. if under 31(1)(c) then indicate date of allotment/extinguishment
4. Declaration : The Listed entity is required to submit the following declaration to the extent of submission of information:

	Particulars	YES*	NO*
a	Whether the Listed Entity has issued any partly paid up shares		NO
b	Whether the Listed Entity has issued any Convertible Securities or Warrants?		NO
c	Whether the Listed Entity has any shares against which depository receipts are issued?		NO
d	Whether the Listed Entity has any shares in locked-in?		NO
e	Whether any shares held by promoters are pledge or otherwise encumbered?	YES	

\*if the Listed Entity selects the option 'NO' for the questions above, the columns for the partly paid up shares, Outstanding Convertible Securities/Warrants, depository receipts, locked-in shares, No of shares pledged or otherwise encumbered by promoters, as applicable, shall not be displayed at the time of dissemination on the Stock Exchange website. Also wherever there is 'No' declared by Listed entity in above table the values will be considered as 'Zero' by default on submission of the format of holding of specified securities.

5. The tabular format for disclosure of holding of specified securities is as follows:




Table I - Summary Statement holding of specified securities

Category	Category of Shareholder	No of Shareholders	No of fully paid up equity shares held	No of Partly paid-up equity shares held	No of Shares Underlying Depository Receipts	Total No of Shares Held (VII) = (IV)+(V)+(VI)	Shareholding as a % of total no of shares (As a % of (A+B+C2))	Number of Voting Rights held in each class of securities			No of Shares Underlying Outstanding convertible securities (Including Warrants)	Shareholding as a % assuming full conversion of convertible Securities (as a percentage of diluted share capital)	Number of Locked in Shares		Number of Shares pledged or otherwise encumbered		Number of equity shares held in dematerialized form	
								No of Voting Rights		Total as a % of (A+B+C)			No.	As a % of total Shares held	No.	As a % of total Shares held		
								Class X	Class Y	Total			(X)	(XI)	(XII)	(XIII)		(XIV)
(I)	(II)	(III)	(IV)	(V)	(VI)	(VII)	(VIII)	(IX)			(X)	(XI)	(XII)		(XIII)	(XIV)		
(A)	Promoter & Promoter Group	9	201630613	0	0	201630613	57.37	201630613	0	201630613	57.37	0	57.37	0	0.00	500000	0.25	201630613
(B)	Public	86109	149819387	0	0	149819387	42.63	149819387	0	149819387	42.63	0	42.63	0	0.00	NA	NA	149819264
(C)	Non Promoter-Non Public																	
(C1)	Shares underlying DRs	0	0	0	0	0	NA	0	0	0	0.00	0	NA	0	0.00	NA	NA	0
(C2)	Shares held by Employes Trusts	0	0	0	0	0	0.00	0	0	0	0.00	0	0.00	0	0.00	NA	NA	0
	<b>Total:</b>	<b>86118</b>	<b>351450000</b>	<b>0</b>	<b>0</b>	<b>351450000</b>	<b>100.00</b>	<b>351450000</b>	<b>0</b>	<b>351450000</b>	<b>100.00</b>	<b>0</b>	<b>100.00</b>	<b>0</b>	<b>0.00</b>	<b>500000</b>	<b>0.25</b>	<b>351449877</b>




Table II - Statement showing shareholding pattern of the Promoter and Promoter Group

Category	Category & Name of the Shareholder	PAN	No of Shareholders	No of fully paid up equity shares held	No of Partly paid-up equity shares held	No of Shares Underlying Depository Receipts	Total No of Shares Held (IV+V+VI)	Shareholding as a % of total no of shares (calculated as per SCRR, 1957 (VIII) As a % of (A+B+C2)	Number of Voting Rights held in each class of securities			No of Shares Underlying Outstanding convertible securities (Including Warrants)	Shareholding as a % assuming full conversion of convertible Securities (as a percentage of diluted share capital) (VII)+(X) As a % of (A+B+C2)	Number of Locked In Shares		Number of Shares pledged or otherwise encumbered		Number of equity shares held in dematerialized form	
									No of Voting Rights					Total as a % of (A+B+C)	No.	As a % of total Shares held	No.		As a % of total Shares held
									Class X	Class Y	Total								
	(I)	(II)	(III)	(IV)	(V)	(VI)	(VII)	(VIII)	(IX)			(X)	(XI)	(XII)		(XIII)	(XIV)		
(1)	Indian																		
(a)	Individuals/Hindu undivided Family		5	2213308	0	0	2213308	0.63	2213308	0	2213308	0.63	0	0.63	0	0.00	500000	22.59	2213308
	VIRENDRA D MHAISKAR	AACPM4689D	1	1000	0	0	1000	0.00	1000	0	1000	0.00	0	0.00	0	0.00	0	0.00	1000
	VIRENDRA DATTATRAYA MHAISKAR JOINTLY WITH DEEPALI VIRENDRA MHAISKAR	AACPM4689D	1	1000	0	0	1000	0.00	1000	0	1000	0.00	0	0.00	0	0.00	0	0.00	1000
	VIRENDRA D MHAISKAR HUF	AADHM2472D	1	1000	0	0	1000	0.00	1000	0	1000	0.00	0	0.00	0	0.00	0	0.00	1000
	DEEPALI VIRENDRA MHAISKAR JOINTLY WITH VIRENDRA DATTATRAYA MHAISKAR	AAJPM7182L	1	1614400	0	0	1614400	0.46	1614400	0	1614400	0.46	0	0.46	0	0.00	0	0.00	1614400
	DATTATRAY PANDURANG MHAISKAR	AATPM1257A	1	595908	0	0	595908	0.17	595908	0	595908	0.17	0	0.17	0	0.00	500000	83.91	595908
(b)	Central Government/State Government(s)		0	0	0	0	0	0.00	0	0	0	0.00	0	0.00	0	0.00	0	0.00	0
(c)	Financial Institutions/Banks		0	0	0	0	0	0.00	0	0	0	0.00	0	0.00	0	0.00	0	0.00	0
(d)	Any Other		4	199417305	0	0	199417305	56.74	199417305	0	199417305	56.74	0	56.74	0	0.00	0	0.00	199417305
	IDEAL TOLL AND INFRASTRUCTURE PRIVATE LTD	AAACI9074C	1	290	0	0	290	0.00	290	0	290	0.00	0	0.00	0	0.00	0	0.00	290
	IDEAL TOLL AND INFRASTRUCTURE PRIVATE LTD	AAACJ9074C	1	2000	0	0	2000	0.00	2000	0	2000	0.00	0	0.00	0	0.00	0	0.00	2000
	IDEAL SOFT TECH PARK PRIVATE LIMITED	AABCI5921J	1	3710000	0	0	3710000	1.06	3710000	0	3710000	1.06	0	1.06	0	0.00	0	0.00	3710000
	IDEAL SOFT TECH PARK PRIVATE LIMITED	AABCI5921J	1	195705015	0	0	195705015	55.69	195705015	0	195705015	55.69	0	55.69	0	0.00	0	0.00	195705015
	Sub-Total (A)(1)		9	201630613	0	0	201630613	57.37	201630613	0	201630613	57.37	0	57.37	0	0.00	500000	0.25	201630613
(2)	Foreign																		
(a)	Individuals (Non-Resident Individuals/Foreign Individuals)		0	0	0	0	0	0.00	0	0	0	0.00	0	0.00	0	0.00	0	0.00	0
(b)	Government		0	0	0	0	0	0.00	0	0	0	0.00	0	0.00	0	0.00	0	0.00	0
(c)	Institutions		0	0	0	0	0	0.00	0	0	0	0.00	0	0.00	0	0.00	0	0.00	0
(d)	Foreign Portfolio Investor		0	0	0	0	0	0.00	0	0	0	0.00	0	0.00	0	0.00	0	0.00	0
(e)	Any Other		0	0	0	0	0	0.00	0	0	0	0.00	0	0.00	0	0.00	0	0.00	0
	Sub-Total (A)(2)		0	0	0	0	0	0.00	0	0	0	0.00	0	0.00	0	0.00	0	0.00	0
	Total Shareholding of Promoter and Promoter Group (A)=(A)(1)+(A)(2)		9	201630613	0	0	201630613	57.37	201630613	0	201630613	57.37	0	57.37	0	0.00	500000	0.25	201630613




Table III - Statement showing shareholding pattern of the Public shareholder

Category	Category & Name of the Shareholder	PAN	No of Shareholders	No of fully paid up equity shares held	No of Partly paid-up equity shares held	No of Shares Underlying Depository Receipts	Total No of Shares Held (IV+V+VI)	Shareholding as a % of total no of shares (A+B+C2)	Number of Voting Rights held in each class of securities			No of Shares Underlying Outstanding convertible securities (Including Warrants)	Shareholding as a % assuming full conversion of convertible Securities (as a percentage of diluted share capital)	Number of Locked in Shares		Number of Shares pledged or otherwise encumbered		Number of equity shares held in dematerialized form	
									No of Voting Rights					Total as a % of (A+B+C)	No.	As a % of total Shares held	No.		As a % of total Shares held
									Class X	Class Y	Total								
	(i)	(ii)	(iii)	(iv)	(v)	(vi)	(vii)	(viii)	(ix)			(x)	(xi)		(xii)		(xiii)	(xiv)	
(1)	Institutions																		
(a)	Mutual Funds		49	24401297	0	0	24401297	6.94	24401297	0	24401297	6.94	0	6.94	0	0.00	NA	NA	24401297
	BIRLA SUN LIFE TRUSTEE COMPANY PRIVATE LIMITED																		
	A/CBIRLA SUN LIFE INFRASTRUCTURE FUND	AAATB0102C	9	6815700	0	0	6815700	1.94	6815700	0	6815700	1.94	0	1.94	0	0.00	NA	NA	6815700
	UTI - LONG TERM EQUITY FUND (TAX SAVING)	AAATU1088L	10	7033621	0	0	7033621	2.00	7033621	0	7033621	2.00	0	2.00	0	0.00	NA	NA	7033621
(b)	Venture Capital Funds		0	0	0	0	0	0.00	0	0	0	0.00	0	0.00	0	0.00	NA	NA	0
(c)	Alternate Investment Funds		0	0	0	0	0	0.00	0	0	0	0.00	0	0.00	0	0.00	NA	NA	0
(d)	Foreign Venture Capital Investors		0	0	0	0	0	0.00	0	0	0	0.00	0	0.00	0	0.00	NA	NA	0
(e)	Foreign Portfolio Investors		143	98124674	0	0	98124674	27.92	98124674	0	98124674	27.92	0	27.92	0	0.00	NA	NA	98124674
	AB FCP I - EMERGING MARKETS GROWTH PORTFOLIO	AAAIA0031H	1	3685196	0	0	3685196	1.05	3685196	0	3685196	1.05	0	1.05	0	0.00	NA	NA	3685196
	GOVERNMENT OF SINGAPORE	AAJG0594R	1	13825113	0	0	13825113	3.93	13825113	0	13825113	3.93	0	3.93	0	0.00	NA	NA	13825113
	PLATINUM ASIA FUND	AAATP8273E	1	17227629	0	0	17227629	4.90	17227629	0	17227629	4.90	0	4.90	0	0.00	NA	NA	17227629
	GOVERNMENT PENSION FUND GLOBAL	AACCN1454E	1	6623128	0	0	6623128	1.88	6623128	0	6623128	1.88	0	1.88	0	0.00	NA	NA	6623128
	HSBC GLOBAL INVESTMENT FUNDS - INDIAN EQUITY	AADCH5964J	1	3827299	0	0	3827299	1.09	3827299	0	3827299	1.09	0	1.09	0	0.00	NA	NA	3827299
	SANFORD C. BERNSTEIN FUND, INC.	AADCS1513J	1	3771009	0	0	3771009	1.07	3771009	0	3771009	1.07	0	1.07	0	0.00	NA	NA	3771009
	MONETARY AUTHORITY OF SINGAPORE	AAJCM3008N	1	5402585	0	0	5402585	1.54	5402585	0	5402585	1.54	0	1.54	0	0.00	NA	NA	5402585
(f)	Financial Institutions/Banks		7	1451772	0	0	1451772	0.41	1451772	0	1451772	0.41	0	0.41	0	0.00	NA	NA	1451772
(g)	Insurance Companies		0	0	0	0	0	0.00	0	0	0	0.00	0	0.00	0	0.00	NA	NA	0
(h)	Provident Funds/Pension Funds		0	0	0	0	0	0.00	0	0	0	0.00	0	0.00	0	0.00	NA	NA	0
(i)	Any Other																		
	<b>Sub Total (B)(1)</b>		<b>199</b>	<b>123977743</b>	<b>0</b>	<b>0</b>	<b>123977743</b>	<b>35.28</b>	<b>123977743</b>	<b>0</b>	<b>123977743</b>	<b>35.28</b>	<b>0</b>	<b>35.28</b>	<b>0</b>	<b>0.00</b>	<b>NA</b>	<b>NA</b>	<b>123977743</b>
(2)	Central Government/State Government(s)/President of India		0	0	0	0	0	0.00	0	0	0	0.00	0	0.00	0	0.00	NA	NA	0
	<b>Sub Total (B)(2)</b>		<b>0</b>	<b>0</b>	<b>0</b>	<b>0</b>	<b>0</b>	<b>0.00</b>	<b>0</b>	<b>0</b>	<b>0</b>	<b>0.00</b>	<b>0</b>	<b>0.00</b>	<b>0</b>	<b>0.00</b>	<b>NA</b>	<b>NA</b>	<b>0</b>
(3)	Non-Institutions																		
(a)	i. Individual shareholders holding nominal share capital up to Rs. 2 lakhs		83499	13547364	0	0	13547364	3.85	13547364	0	13547364	3.85	0	3.85	0	0.00	NA	NA	13547241
	ii. Individual shareholders holding nominal share capital in excess of Rs. 2 Lakhs		36	1912153	0	0	1912153	0.54	1912153	0	1912153	0.54	0	0.54	0	0.00	NA	NA	1912153
(b)	NBFCs Registered with RBI		7	6958	0	0	6958	0.00	6958	0	6958	0.00	0	0.00	0	0.00	NA	NA	6958
(c)	Employee Trusts		0	0	0	0	0	0.00	0	0	0	0.00	0	0.00	0	0.00	NA	NA	0
(d)	Overseas Depositories (Holding DRs)(Balancing figure)		0	0	0	0	0	0.00	0	0	0	0.00	0	0.00	0	0.00	NA	NA	0
(e)	Any Other		2368	10375169	0	0	10375169	2.95	10375169	0	10375169	2.95	0	2.95	0	0.00	NA	NA	10375169
	TRUSTS		5	605	0	0	605	0.00	605	0	605	0.00	0	0.00	0	0.00	NA	NA	605
	EXTERNAL PORTFOLIO INVESTOR		8	4820086	0	0	4820086	1.37	4820086	0	4820086	1.37	0	1.37	0	0.00	NA	NA	4820086
	NON RESIDENT INDIANS		965	568172	0	0	568172	0.16	568172	0	568172	0.16	0	0.16	0	0.00	NA	NA	568172
	CLEARING MEMBERS		194	1564058	0	0	1564058	0.45	1564058	0	1564058	0.45	0	0.45	0	0.00	NA	NA	1564058
	NON RESIDENT INDIAN NON REPATRIABLE		293	117561	0	0	117561	0.03	117561	0	117561	0.03	0	0.03	0	0.00	NA	NA	117561
	BODIES CORPORATES		903	3304687	0	0	3304687	0.94	3304687	0	3304687	0.94	0	0.94	0	0.00	NA	NA	3304687
	<b>Sub Total (B)(3)</b>		<b>85910</b>	<b>25841644</b>	<b>0</b>	<b>0</b>	<b>25841644</b>	<b>7.35</b>	<b>25841644</b>	<b>0</b>	<b>25841644</b>	<b>7.35</b>	<b>0</b>	<b>7.35</b>	<b>0</b>	<b>0.00</b>			<b>25841521</b>
	<b>Total Public Shareholding (B) = (B)(1)+(B)(2)+(B)(3)</b>		<b>86109</b>	<b>149819387</b>	<b>0</b>	<b>0</b>	<b>149819387</b>	<b>42.63</b>	<b>149819387</b>	<b>0</b>	<b>149819387</b>	<b>42.63</b>	<b>0</b>	<b>42.63</b>	<b>0</b>	<b>0.00</b>			<b>149819264</b>

